



14 FWS-7400

1U Rackmount 6 LAN Ports Network Appliance with Intel® H81 Chipset

Front View



Rear View

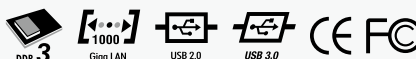


Specifications

Platform	
Form Factor	1U Rackmount Network Platform
Processor	Intel® LGA1150 4th Gen Core™ Processor
Chipset	Intel® H81
System Memory	DDR3L 1333/1600 UDIMM, up to 16GB, 240-pin DIMM x 2
Network	
Ethernet	Intel® i211, Gigabit Ethernet x 6 + NIM
Bypass	2 ~ 4 (Depends on NIM)
NIM Slot	1
Display	
Graphic Controller	Intel® Integrated
Connector	VGA cable (Optional)
Storage	
HDDs	Internal 3.5" SATA HDD x 1 or 2.5" SATA HDD x 2 (Optional)
CF/CFast/mSATA	CF socket x 1

Features

- 1U Rackmount Network Appliance
- LGA1150 4th Generation Intel® Core™ Processor
- 240-pin DDR3L 1333/1600 MHz DIMM x 2, Up to 16 GB
- Gigabit Ethernet x 6 (Optional Up to 2 Pairs LAN Bypass Function)
- Internal 3.5" SATA HDD x 1 or 2.5" SATA HDD x 2, CompactFlash™ Socket x 1
- LCM with Keypad x 1
- RJ-45 for Console x 1, USB 3.0
- 250W AC Type Power Input Requirement
- VGA Header x 1 (Optional VGA Cable with Rear Bracket)



Expansion/Internal Interface

PCIe slot	PCIe [x8] slot x 1 (Optional), cannot use w/ NIM
Mini-card slot	—
IPMI	—
Keyboard and Mouse	Pin-header
Universal Serial Bus	USB 2.0 x 2 Box Header (2.0mm) (optional)

Miscellaneous

RTC	Internal RTC
Watchdog Timer	1~255 steps by software programmable
Software Button	GPIO Programmable push button x 1
TPM	—
GPIO	—
FAN	2
MTBF (Hours)	106,000
Color	Black

Environmental Parameters and Dimension

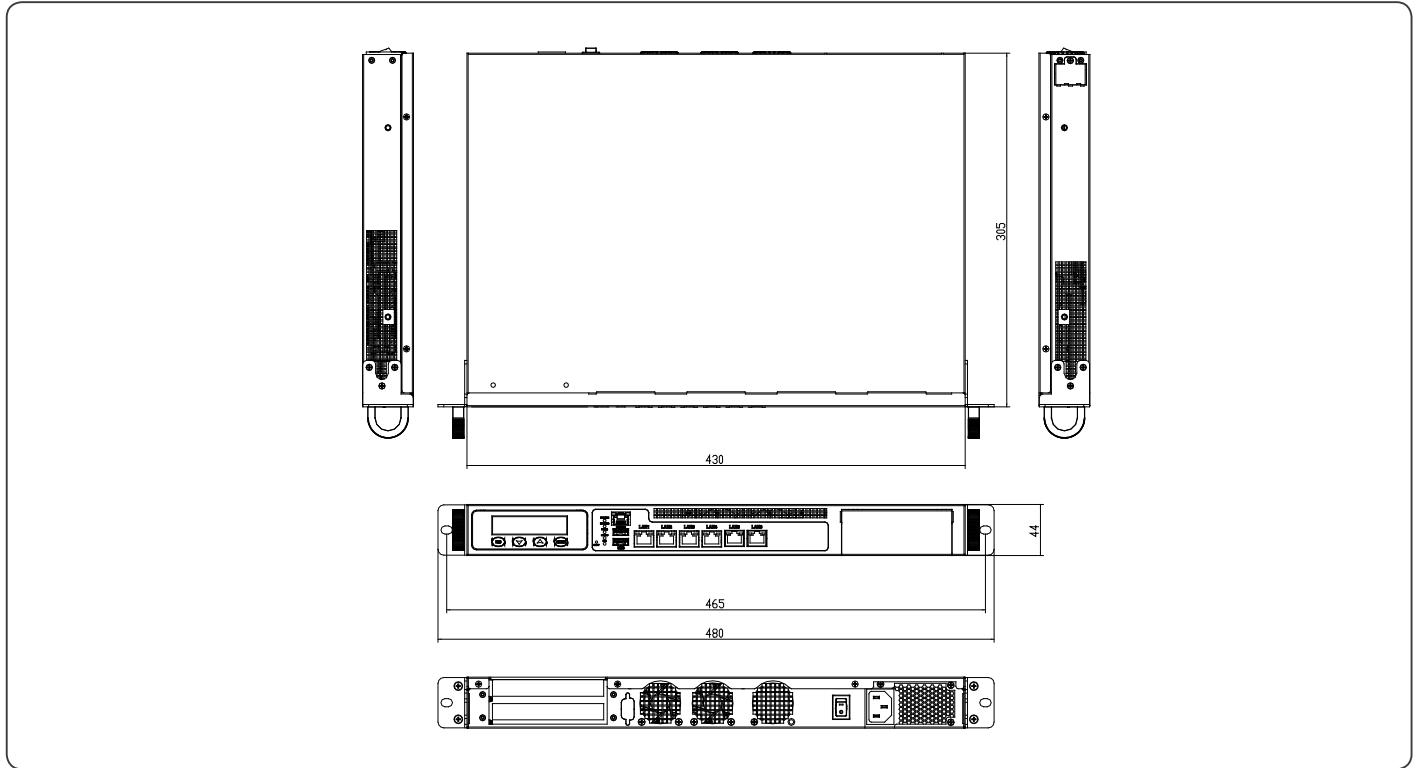
Power Requirement	250W ATX PSU
Operation Temp.	32°F ~ 104°F (0°C ~ 40°C)
Storage Temp.	-4°F ~ 140°F (-20°C ~ 60°C)
Operating Humidity	10 ~ 80%
Storage Humidity	10 ~ 80% @ 40°C, non-condensing
Vibration	0.5 Grms/ 5 ~ 500Hz/ operation (3.5" H.D.D) 1.5 Grms/ 5 ~ 500Hz/ no operation
Shock	10G peak acceleration (11 m sec. duration), operation 20G peak acceleration (11 m sec. duration), non-operation
Chassis Dimension (W x D x H)	16.93" x 12.01" x 1.73" (430mm x 305mm x 44mm)

I/O Interfaces

Front Panel	<ul style="list-style-type: none"> - Power LED x 1 - Status LED x 1 - HDD Active LED x 1 - LAN ports Link/Active LED x 6 - Bypass LED (Default 2 LEDs) - USB 3.0 Ports x 2 - RJ-45 Console x 1 - Parallel LCM display and 4 keypad x 1 - Software Programmable Switch x 1
Rear Panel	<ul style="list-style-type: none"> - AC Power Input x 1 - Power Switch x 1 - VGA port (Optional) - Rear Expansion Slot x 2 (Optional)

Dimension

Unit: mm



Ordering Information

Part Number	CPU	Memory	Storage	Display	LAN	USB	Console	Bypass	NIM Slot	Expansion Slot	Mounting	Power
FWS-7400W6-H25-B10-000	Intel® 4th Generation Core™	DDR3L (Up to 16GB)	2.5" HDD Bay x 2	VGA (Optional)	GbE x 6	USB 3.0 x 2	RJ-45 x 1	2	1	PCIe [x8] slot x 1 (Optional) or PCIe [x8] slot x 2, cannot use w/ NIM (Optional)	1U Rackmount	ATX

Packing List

- Gift Box (Including Console Cable, Ear Brackets)
- Product DVD
- FWS-7400

Optional Accessories

- **M02666600**
Slide x 2, for Rackmount Usage
- **1702031803**
Power Cord, 3P-250V/10A, 180D, 1.8M, VDE, YP22/YP12
- **1702031802**
Power Cord, 3P-250V/10A, 180D, 1.8M, USA, YP22/YP12
- **170203180E**
Power Cord, 3P-25V/7A, 180D, 1.8M, PSE, YP12/YP12
- **9761781027**
VGA Cable (W/O BRACKET)FWS-7810
- **9761781002**
PER-T281, Riser Card for NIM
- **PER-C35L-A10-00**
Fiber Module Intel® 82599, 10 GbE x 2, Rev. A1.0
- **PER-C36L-A10-01**
Fiber Module Intel® i210.1 GbE x 2, Rev. A1.0
- **PER-C40L-A10-01**
LAN Module Intel® 82580EB 1GbE x 4, Rev. A1.0
- **PER-C41L-A10-01**
LAN Module Intel® 82580EB 1GbE x 4, 2 pairs Bypass, Rev. A1.0